


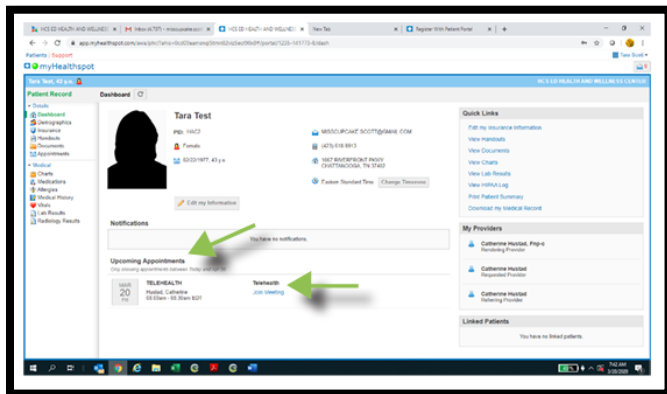
# City of Clarksville Employee Health and Wellness Center

## How to Access Telehealth through your PATIENT PORTAL

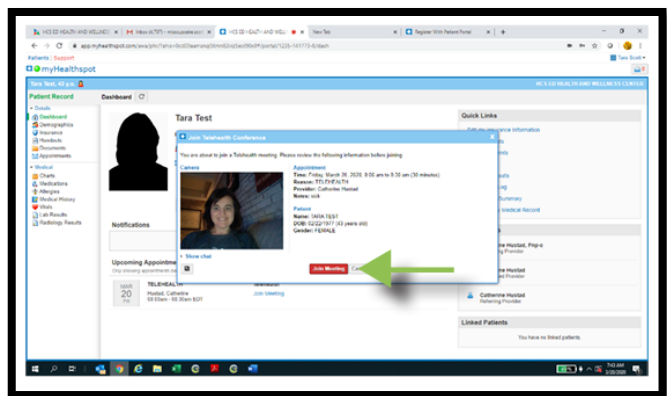
**Step 1:** Log into your portal entering your username (email) and password no more than 20 minutes prior to your appointment time. Click “Login”.




**Step 2:** Join meeting under “Upcoming Appointments”.



**Step 3:** Validate appointment information and click “Join Meeting”.



**Step 4:** Congrats! The Telehealth conference screen will pop up. Wait on the provider to join.



**Step 5:** When the provider joins you will be able to see them in the larger part of the screen and speak to them about your illness. If the sound is not working, you can also use the chat box option in the lower left side of the screen.

**Step 6:** For more information on City of Clarksville Employee health and Wellness Center please visit [www.ClarksvilleClinic.com](http://www.ClarksvilleClinic.com)