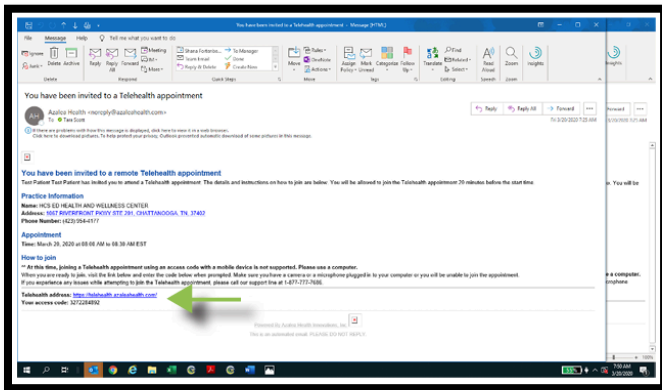


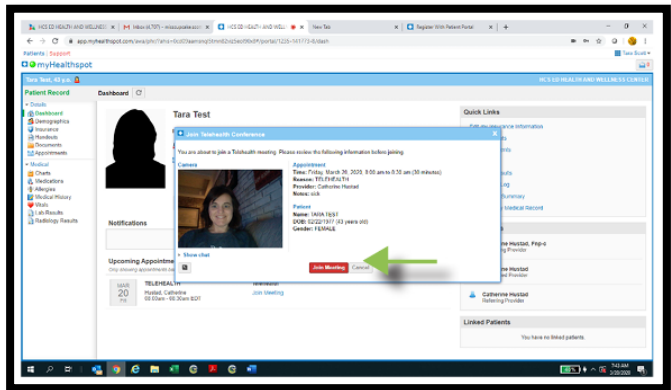
City of Clarksville Employee Health and Wellness Center

How to Access Telehealth from your EMAIL CONFIRMATION


Step 1: An appointment confirmation with link and access code will be at the bottom of your email. Copy the access code and click on the link.




Step 4: Click "Join Meeting".



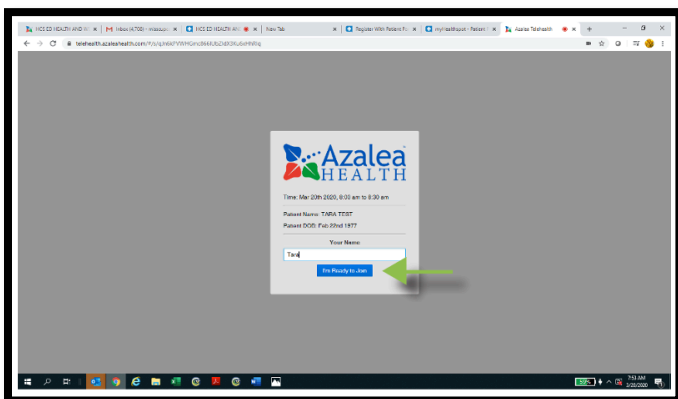
Step 2: You will receive the below pop up. Paste the access code and click "Join Meeting".



Step 5: Congrats! The Telehealth conference screen will pop up. Wait on the provider to join. When the provider joins, you will be able to see them in the larger part of the screen and speak to them about your illness. If the sound is not working, you can also use the chat box option in the lower left side of the screen.



Step 3: Validate your appointment information, name, and date of birth. Type in your name and click "I'm ready to join".



Step 6: For more information on City of Clarksville Employee health and Wellness Center please visit www.ClarksvilleClinic.com

